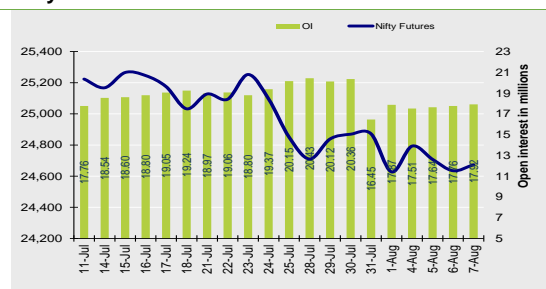


Nifty Snapshot

	Close	Prv Cl.	Ab chg	% chg
Spot	24,596.15	24,574.20	21.95	0.09
Futures	24,673.40	24,634.90	38.50	0.16
OI(ml shr)	17.92	17.76	0.15	0.85
Vol (lots)	107785	57110	50675	88.73
COC	77.25	60.70	16.55	27.3
PCR-OI	1.06	0.74	0.32	43.0

Nifty Futures Price v/s OI



Institutional Activity in previous trading session

(in Rs cr.)	Buy	Sell	Net
Index Futures	3018.35	4149.27	-1130.92
Index Options	2974385.77	2970511.60	3874.17
Stock Futures	21561.10	20320.65	1240.45
Stock Options	19173.60	19206.58	-32.98
FII Cash	10,567.78	15,564.97	-4,997.19
DII Cash	19,629.64	8,765.60	10,864.04

Net FII Activity (in Rs cr.)

Date	Idx Fut	Stk Fut	Idx Opt	Cash
7-Aug	-1130.9	1240.5	3874.2	-4997
6-Aug	341.8	-1397.9	9416.0	-4999
5-Aug	-2249.2	-3273.6	6828.3	-22
4-Aug	204.4	3053.0	-679.0	-2567
1-Aug	-3820.7	-1836.0	-3593.7	-3366
31-Jul	-1235.8	-1530.1	7956.5	-5589

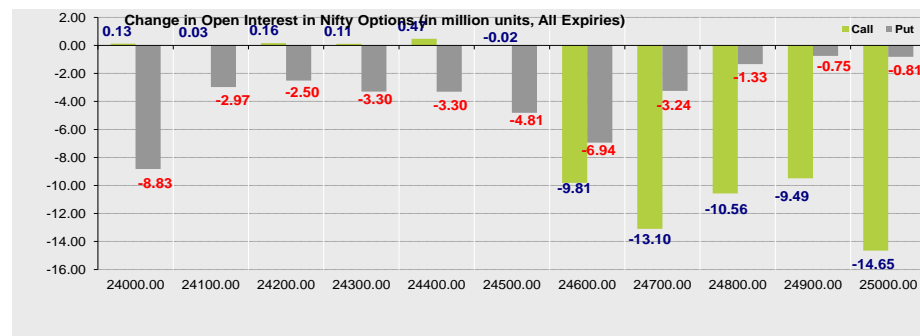
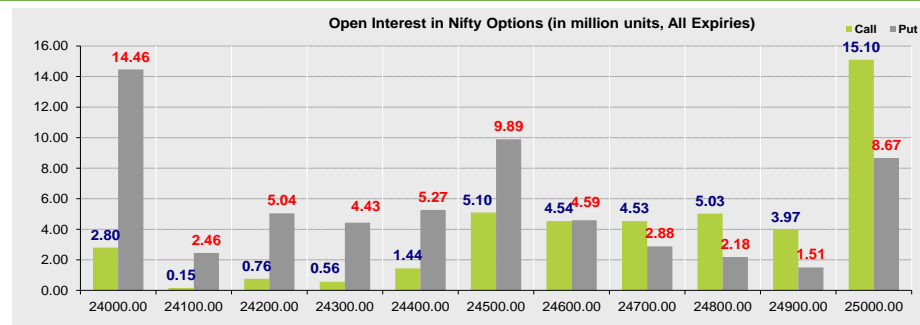
Technical Pivot (Intraday):

	S2	S1	PIVOT	R1	R2
NIFTY	24290	24480	24600	24795	24915
BANKNIFTY	54895	55325	55585	56015	56275

Summary

- Indian markets closed on a flattish note where buying was mainly seen in IT, Auto, Pharma Sectors. Nifty Aug Futures closed at 24673.40 (up 38.50 points) at a premium of 77.25 pts to spot.
- FII's were net sellers in Cash to the tune of 4997.19 Cr and were net sellers in index futures to the tune of 1130.92 Cr.
- India VIX decreased by 2.27% to close at 11.69 touching an intraday high of 12.31.

Open Interest in Nifty Options:



- The above second chart shows previous trading day's change in Nifty options where Liquidations in OI were seen in 25000, 24900, 24800, 24700 strike Calls and at 24300, 24400, 24500, 24600 strike Puts indicating market is likely to remain range bound in the near term.
- Highest OI build-up is seen at 25000 strike Calls and 24000 strike Puts, to the tune of 15.10mn and 14.46mn respectively.

Outlook on Nifty:

Index is likely to open on a flattish note today and is likely to remain range bound during the day.

(Price is in Rs; OI is in million units; Price chg and OI chg are in percentage) **NB RESEARCH**

Fresh Longs seen in:

Scrip	Price	Price chg	OI	OI Chg
ETERNAL	303.5	1.4	218.1	33.4
NUVAMA	6979.5	0.2	0.1	24.4
FORTIS	888.5	3.3	10.3	13.5

Short Covering seen in:

Scrip	Price	Price chg	OI	OI Chg
BLUESTARCO	1835.3	2.9	1.1	-9.7
CESC	166.7	3.1	12.6	-7.9
IIFL	455.9	0.4	12.8	-5.8

Fresh Shorts seen in:

Scrip	Price	Price chg	OI	OI Chg
KFINTECH	1088.3	-1.9	2.3	13.9
INDUSTOWER	337.1	-1.4	70.1	8.0
SUZLON	64.5	-1.5	70.2	5.4

Long Unwinding seen in:

Scrip	Price	Price chg	OI	OI Chg
JSL	722.1	-2.0	4.9	-6.7
PGEL	739.9	-1.8	6.6	-2.9
TIINDIA	2959.2	-0.8	1.7	-2.7

NIFTY50 Options OI (CE OI = Resistance) (PE OI = Support)			
Symbol	Highest CE OI	Highest PE OI	CMP
ADANIENT	2600	2700	2259
ADANIPTS	1400	1400	1353
APOLLOHOSP	7500	7000	7199
ASIANPAINT	2500	2400	2512
AXISBANK	1100	1100	1081
BAJAJ-AUTO	9000	8000	8249
BAJFINANCE	900	900	884
BAJAJFINSV	2000	1720	1924
BEL	400	390	389
BHARTIARTL	2000	1900	1931
CIPLA	1600	1340	1496
COALINDIA	400	370	376
DRREDDY	1300	1080	1202
EICHERMOT	5800	5800	5707
ETERNAL	320	300	304
GRASIM	3100	2700	2748
HCLTECH	1500	1460	1481
HDFCBANK	2000	2000	2006
HDFCLIFE	800	660	759
HEROMOTOCO	4600	4600	4675
HINDALCO	700	680	685
HINDUNILVR	2600	2400	2530
ICICIBANK	1500	1400	1437
ITC	420	410	415
INDUSINDBK	900	800	811

NIFTY50 Options OI (CE OI = Resistance) (PE OI = Support)			
Symbol	Highest CE OI	Highest PE OI	CMP
INFY	1600	1400	1440
JSWSTEEL	1060	920	1069
JIOFIN	350	310	327
KOTAKBANK	2200	2000	2002
LT	3700	3600	3653
M&M	3400	3100	3223
MARUTI	13000	12000	12661
NTPC	340	380	331
NESTLEIND	2300	2100	2244
ONGC	235	235	234
POWERGRID	300	280	286
RELIANCE	1400	1400	1391
SBILIFE	1900	1800	1865
SHRIRAMFIN	700	600	631
SBIN	820	800	809
SUNPHARMA	1700	1500	1605
TCS	3200	3000	3062
TATACONSUM	1100	1000	1058
TATAMOTORS	700	800	650
TATASTEEL	180	160	160
TECHM	1600	1300	1486
TITAN	3400	3400	3429
TRENT	5500	5000	5331
ULTRACEMCO	12300	12000	12305
WIPRO	270	250	242

OI against MWPL				
Symbol	MWPL	Open Interest	Limit for next day	% OI
RBLBANK	121801958	112166400	3545460	92%
PNBHOUSING	37416542	32754800	Ban	88%
LICHSGFIN	60244101	50529000	6702895	84%
SAIL	289148547	223231200	51459919	77%
ABFRL	121604705	85480200	30044269	70%
HFCL	197306132	136095000	51345825	69%
PNB	687763516	456752000	196623340	66%
IEX	177860058	115327500	53639555	65%
BANDHANBNK	190337283	119527200	61293218	63%
INDUSINDBK	125074379	78504300	40316360	63%
TITAGARH	16037381	9700500	5535011	60%
NMDC	689383367	410251500	244662698	60%
LTF	169036274	97842736	62741724	58%
GRANULES	29688038	17109700	11093936	58%
CANBK	672420574	386721000	252078545	58%
ADANIENT	60081955	34548300	22529557	58%
CDSL	35530000	20250200	13503300	57%
NATIONALUM	178967755	101823750	68195617	57%
BIOCON	121308233	67027500	48215321	55%
HUDCO	100095000	54778500	40311750	55%
ABCAPITAL	163088564	89202500	65731635	55%
CONCOR	68852343	37556250	27853475	55%
ABB	10595418	5647750	4417897	53%
PATANJALI	22595616	11962200	9503635	53%
DLF	128335064	67866150	54052160	53%
RECLTD	249446067	131068725	105905038	53%
BOSCHLTD	1737683	871775	779023	50%
EXIDEIND	91809066	45763200	41455412	50%

[illegible]

Derivative Recommendations:

Stock Name	Call (Buy/Sell)	Entry price	Targets	Stop Loss	Duration	Status
NIFTY (Long Straddle)	Buy	674	1100	500	Positional	Open
PAYTM (Bull Call spread)	Strategy	39	101	20	Positional	Open
SIEMENS 3100CE	Buy	105	150	70	1-2 Days	Open
UNOMINDA 1120CE	Buy	29.5	45	21	1-2 Days	Open
TCS 3040 CE	Buy	55	100	33	1-2 Days	Open

FROM THE EQUITY DERIVATIVE DESK:

NIRAV HARISH CHHEDA
AVP - DERIVATIVES AND TECHNICAL RESEARCH
E-Mail: nirav.chheda@nirmalbang.com
Tel no: 6273-8199/8000

AMIT BHUPTANI
SNR.DERIVATIVES AND TECHNICAL RESEARCH ANALYST
E-Mail: amit.bhuptani@nirmalbang.com
Tel no: 6273-8242/8000

DISCLOSURES

Research Reports that are published by Nirmal Bang Securities Private Limited (hereinafter referred to as "NBSPL") are for private circulation only. NBSPL is a registered Research Analyst under SEBI (Research Analyst) Regulations, 2014 having Registration no. INH000001766. NBSPL is also a registered Stock Broker with National Stock Exchange of India Limited, BSE Limited, Metropolitan Stock Exchange of India Limited, Multi Commodity Exchange of India Limited, National Commodity and Derivative Exchange Limited and Indian Commodity Exchange Limited in cash and Equity and Commodities derivatives segments.

NBSPL has other business divisions with independent research teams separated by Chinese walls, and therefore may, at times, have different or contrary views on stocks and markets.

NBSPL or its associates have not been debarred / suspended by SEBI or any other regulatory authority for accessing / dealing in securities Market. NBSPL, its associates or analyst or his relatives do not hold any financial interest (Except Investment) in the subject company. NBSPL or its associates or Analyst do not have any conflict or material conflict of interest at the time of publication of the research report with the subject company. NBSPL or its associates or Analyst or his relatives may or may not hold beneficial ownership of 1% or more in the subject company at the end of the month immediately preceding the date of publication of this research report.

NBSPL or its associates / analyst has not received any compensation / managed or co-managed public offering of securities of the company covered by Analyst during the past twelve months. NBSPL or its associates have not received any compensation or other benefits from the company covered by Analyst or third party in connection with the research report. Analyst has not served as an officer, director or employee of Subject Company. NBSPL / analyst has not been engaged in market making activity of the subject company.

Analyst Certification: The research analysts and authors of these reports, hereby certify that the views expressed in this research report accurately reflects my/our personal views about the subject securities, issuers, products, sectors or industries. It is also certified that no part of the compensation of the analyst(s) was, is, or will be directly or indirectly related to the inclusion of specific recommendations or views in this research. The analyst(s) principally responsible for the preparation of this research report and has taken reasonable care to achieve and maintain independence and objectivity in making any recommendations.

DISCLAIMER

This report is for the personal information of the authorized recipient and does not construe to be any investment, legal or taxation advice to you. NBSPL is not soliciting any action based upon it. Nothing in this research shall be construed as a solicitation to buy or sell any security or product, or to engage in or refrain from engaging in any such transaction. In preparing this research, we did not take into account the investment objectives, financial situation and particular needs of the reader.

This research has been prepared for the general use of the clients of NBSPL and must not be copied, either in whole or in part, or distributed or redistributed to any other person in any form. If you are not the intended recipient you must not use or disclose the information in this research in any way. Though disseminated to all the customers simultaneously, not all customers may receive this report at the same time. NBSPL will not treat recipients as customers by virtue of their receiving this report. This report is not directed or intended for distribution to or use by any person or entity resident in a state, country or any jurisdiction, where such distribution, publication, availability or use would be contrary to law, regulation or which would subject NBSPL & its group companies to registration or licensing requirements within such jurisdictions.

The report is based on the information obtained from sources believed to be reliable, but we do not make any representation or warranty that it is accurate, complete or up-to-date and it should not be relied upon as such. We accept no obligation to correct or update the information or opinions in it. NBSPL or any of its affiliates or employees shall not be in any way responsible for any loss or damage that may arise to any person from any inadvertent error in the information contained in this report. NBSPL or any of its affiliates or employees do not provide, at any time, any express or implied warranty of any kind, regarding any matter pertaining to this report, including without limitation the implied warranties of merchantability, fitness for a particular purpose, and non-infringement. The recipients of this report should rely on their own investigations.

This information is subject to change without any prior notice. NBSPL reserves its absolute discretion and right to make or refrain from making modifications and alterations to this statement from time to time. Nevertheless, NBSPL is committed to providing independent and transparent recommendations to its clients, and would be happy to provide information in response to specific client queries.

Before making an investment decision on the basis of this research, the reader needs to consider, with or without the assistance of an adviser, whether the advice is appropriate in light of their particular investment needs, objectives and financial circumstances. There are risks involved in securities trading. The price of securities can and does fluctuate, and an individual security may even become valueless. International investors are reminded of the additional risks inherent in international investments, such as currency fluctuations and international stock market or economic conditions, which may adversely affect the value of the investment. Opinions expressed are subject to change without any notice. Neither the company nor the director or the employees of NBSPL accept any liability whatsoever for any direct, indirect, consequential or other loss arising from any use of this research and/or further communication in relation to this research. Here it may be noted that neither NBSPL, nor its directors, employees, agents or representatives shall be liable for any damages whether direct or indirect, incidental, special or consequential including lost revenue or lost profit that may arise from or in connection with the use of the information contained in this report.

Copyright of this document vests exclusively with NBSPL. Our reports are also available on our website www.nirmalbang.com